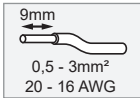
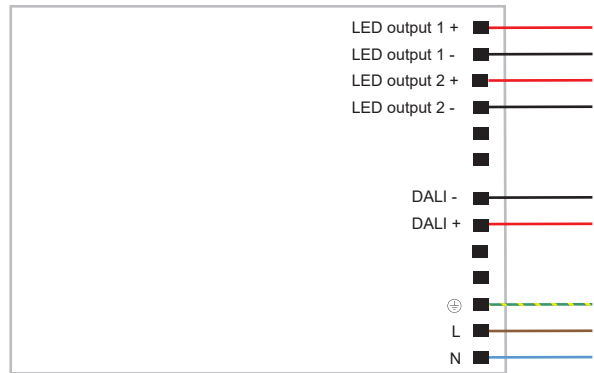


LED gear DEEP DIM 350mA-500mA-700mA 50W DALI 2x LED Output

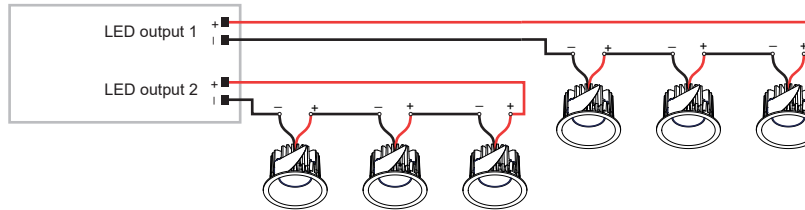
11630630-11630730-11630830

WIRING DIAGRAM



⚠ SERIAL CONNECTION, RESPECT POLARITY

DRIVER WITH 2 x LED OUTPUT



POWER LED OUTPUT 1 + LED OUTPUT 2 = MAX. 50W

**VOLTAGE LED OUTPUT 1 = MAX. 55VDC
VOLTAGE LED OUTPUT 2 = MAX. 55VDC**

2 LED OUTPUTS WILL BE CONTROLLED TOGETHER

ELECTRICAL CHARACTERISTICS

NOMINAL INPUT VOLTAGE RANGE AC

120 - 250V (EUROPE)
120 - 277V (USA/CANADA)

INPUT FREQUENCY RANGE

50...60HZ

DC OPERATING RANGE

120 - 250V

MAXIMUM OUTPUT POWER

50W

TEMPERATURE

T_c = 80°C
T_a = -20...+50°C

EFFICIENCY AT FULL LOAD

87%

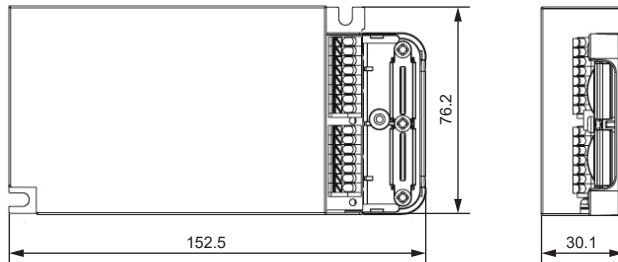
TYPICAL CURRENT OUTPUT RIPPLE

≤ 5%

MAXIMUM DRIVERS ON MCB 16A TYPE B

22

DIMENSIONS



OPERATING WINDOW

OPERATING WINDOW

350mA	50W	2 x 2-55VDC
500mA	50W	2 x 2-55VDC
700mA	50W	2 x 2-55VDC

OPERATING MODE

- Features DALI deep dimming (0.1% - 100%):
- Memory function for sets or light groups
- Recall of stored functions
- Compatible with standard DALI interfaces
- DALI-2 approved
- Hybrid dimming (AM+PWM)
- DALI looping via additional DALI clamps

FIXTURES & ACCESSORIES

For latest version of driver matrix and available accessories check www.supermodular.com or connect with your sales contact.

