


# FLOS

F015J42A033 Anthracite

## Mile Bollard 2 600 Double NEW

Designed by Antonio Citterio

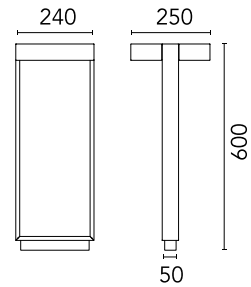


LED - Power LED - 2 x 15.6W - 2 x 2x651lm - 4000K - CRI> 80

LED light source included. Integrated 220-240V ON/OFF electrical power. Equipped with a length of neoprene cable and an IP68 2-way anticondensation H2O stop seal system. The device may be installed on any flooring with anchors. Anchoring plate for installation on flooring laid over concrete sold separately.

Are you a professional and your project needs consulting and support?

[BOOK AN APPOINTMENT](#)



### Main specifications

|                  |                      |
|------------------|----------------------|
| Mounting         | Ground               |
| Environments     | Outdoor wet location |
| LED type         | Power LED            |
| Lamp category    | LED                  |
| Number of heads  | 2                    |
| Power (W)        | 15.6                 |
| System flux (lm) | 2x651                |

### Physical

|                 |            |
|-----------------|------------|
| Colour          | Anthracite |
| Orientation     | Fixed      |
| Net weight (kg) | 4.1        |
| IP internal     | 65         |

### Download

[Mounting instructions](#) ZIP

### Photometric Files

[LDT / IES](#) ZIP

### Technical Drawings

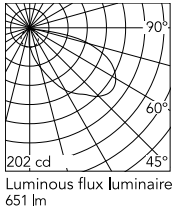
[2D](#) ZIP

[3D](#) ZIP

[Bim](#) ZIP



## Schematic light drawing



Beam Angle: 57°

| h(m) | E(lx) | D(m)  |
|------|-------|-------|
| 1    | 202   | 4.54  |
| 2    | 51    | 9.08  |
| 3    | 22    | 13.62 |
| 4    | 13    | 18.16 |
| 5    | 8     | 22.70 |

## Photometric

|                    |            |
|--------------------|------------|
| Lighting type      | Direct     |
| Light distribution | Asymmetric |
| CCT (K)            | 4000       |
| CRI>               | 80         |

## Electrical

|                    |              |
|--------------------|--------------|
| Insulation class   | I            |
| Frequency (Hz)     | 50-60        |
| Main voltage (Vac) | 220-240      |
| Driver             | Integrated   |
| Dimmable           | No           |
| Dimming type       | Non Dimmable |
| Emergency type     | No           |

## Ecodesign and Energy Labelling

This product contains a light source of energy efficiency class D



Replaceable (LED only) light source by a professional



Replaceable control gear by a professional

## Accessories & Power Supply



OPTIONAL  
Accessory

F015Z010000

Base plate with bolt



OPTIONAL  
Accessory

F990E00A000

S.P.D. (SURGE PROTECTION  
DEVICE)