

DINOR

13-Aug.- 2019

1.0 LED

LED 11W | 220-240VAC | AC PCB 3-step low flicker | incl. PS | phase-cut dim

CE IP20 0,3m

1800-2850K | >90 CRI | 510lm

coral red + white texture
grey + white texture
black texture + gold
black texture

255189RW9
255189GW9
255189OK9
255189OB9

2.0 LED

LED 11W | 220-240VAC | AC PCB 3-step low flicker | incl. PS | phase-cut dim

CE IP20 0,3m

1800-2850K | >90 CRI | 510lm

coral red + white texture
grey + white texture
black texture + gold
black texture

255289RW9
255289GW9
255289OK9
255289OB9

3.0 LED

LED 11W | 220-240VAC | AC PCB 3-step low flicker | incl. PS | phase-cut dim

CE IP20 0,3m

1800-2850K | >90 CRI | 510lm

coral red + white texture
grey + white texture
black texture + gold
black texture

255389RW9
255389GW9
255389OK9
255389OB9

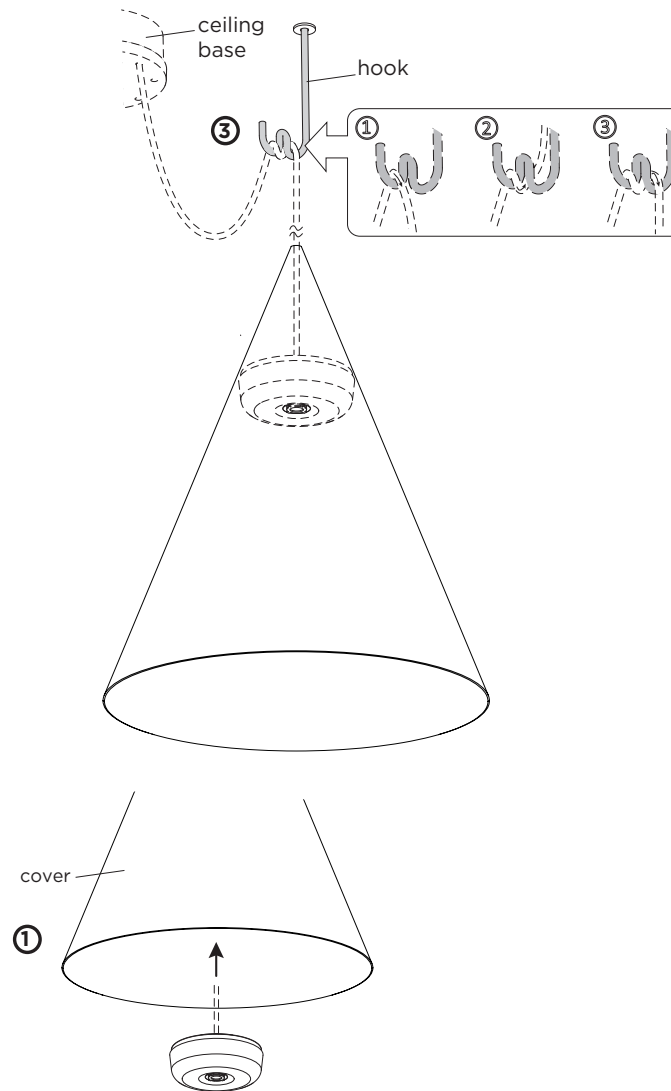
ALWAYS USE

single ceiling base

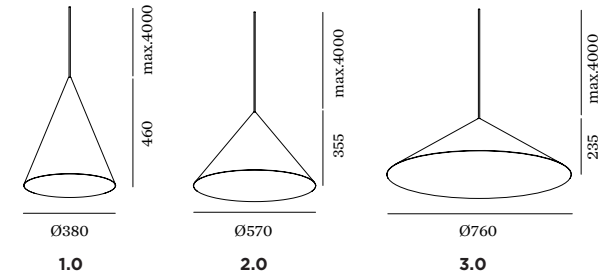
white texture 90052022
black texture 90052021

white cable on request

multi- and other suspension options please see our catalogue



DIMENSIONS

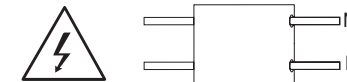


MOUNTING INSTRUCTION

- 1 Pass the cable through the hole at the top of the cover.

POWER CONNECTION

- 2 Connect the fixation to the main power connection: STANDARD version



- 3 Hang the cable on the hook.



WEVER & DUCRÉ
LIGHTING

www.weverducre.com

Wever & Ducre bvba Spinnerijstraat 99/21 8500 Kortrijk

INSTALLATION
INSTRUCTIONS