

FLOS

F015E33D000 Primer

Mile Wall 2 Washer Up & Down Dimmable DALI

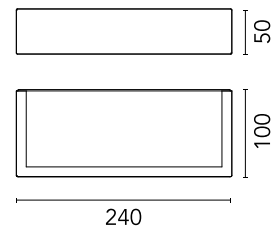
NEW

Designed by Antonio Citterio



LED - Power LED - 10.5W - 2x471lm - 3000K - CRI> 80

LED light source included. Integrated 220-240V ON/OFF and 1-10V or DALI dimmable electrical power. Equipped with double cable gland for electrical connection.



Are you a professional and your project needs consulting and support?

[BOOK AN APPOINTMENT](#)


Main specifications

| | |
|------------------|----------------------|
| Mounting | Wall |
| Environments | Outdoor wet location |
| LED type | Power LED |
| Lamp category | LED |
| Number of heads | 1 |
| Power (W) | 10.5 |
| System flux (lm) | 2x471 |

Physical

| | |
|-----------------|--------|
| Colour | Primer |
| Orientation | Fixed |
| Net weight (kg) | 0.8 |
| IP internal | 65 |

Download

[Mounting instructions](#)  ZIP


Photometric Files

[LDT / IES](#)  ZIP

Technical Drawings

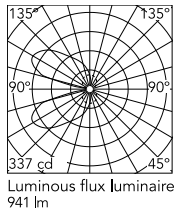
[2D](#)  ZIP

[3D](#)  ZIP

[Bim](#)  ZIP



Schematic light drawing



Beam Angle: 52°

| h(m) | E(lx) | D(m) |
|------|-------|-------|
| 1 | 127 | 3.53 |
| 2 | 32 | 7.06 |
| 3 | 14 | 10.59 |
| 4 | 8 | 14.13 |
| 5 | 5 | 17.66 |

Photometric

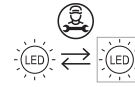
| | |
|--------------------|------------------|
| Lighting type | Indirect, Direct |
| Light distribution | Asymmetric |
| CCT (K) | 3000 |
| CRI> | 80 |

Electrical

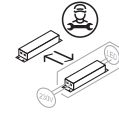
| | |
|--------------------|-----------------|
| Insulation class | I |
| Frequency (Hz) | 50-60 |
| Main voltage (Vac) | 220-240 |
| Driver | Integrated |
| Dimmable | Yes |
| Dimming type | Dimmable DALI 1 |
| Emergency type | No |

Ecodesign and Energy Labelling

This product contains a light source of energy efficiency class D




Replaceable (LED only) light source by a professional



Replaceable control gear by a professional

Accessories & Power Supply



OPTIONAL
Accessory

F990E00A000

S.P.D. (SURGE PROTECTION
DEVICE)