

# FLOS

■ F015G21A030 Black

## Mile Bollard 1 600 Mono NEW

Designed by Antonio Citterio

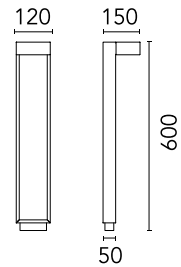
LED - Power LED - 4.9W - 283lm - 2700K - CRI> 80



LED light source included. Integrated 220-240V ON/OFF electrical power. Equipped with a length of neoprene cable and an IP68 2-way anticondensation H2O stop seal system. The device may be installed on any flooring with anchors. Anchoring plate for installation on flooring laid over concrete sold separately.

Are you a professional and your project needs consulting and support?

[BOOK AN APPOINTMENT](#)



### Main specifications

Mounting	Ground
Environments	Outdoor wet location
LED type	Power LED
Lamp category	LED
Number of heads	1
Power (W)	4.9
System flux (lm)	283

### Physical

Colour	Black
Orientation	Fixed
Net weight (kg)	2
IP internal	65

### Download

[Mounting instructions](#) ZIP

### Photometric Files

[LDT / IES](#) ZIP

### Technical Drawings

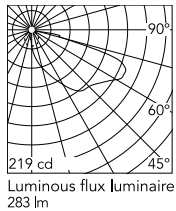
[2D](#) ZIP

[3D](#) ZIP

[Bim](#) ZIP



## Schematic light drawing



Beam Angle:	51°		
h(m)	E(lx)	D(m)	
1	85	3.34	
2	21	6.68	
3	9	10.03	
4	5	13.37	
5	3	16.71	

## Photometric

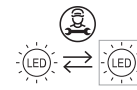
Lighting type	Direct
Light distribution	Asymmetric
CCT (K)	2700
CRI>	80

## Electrical

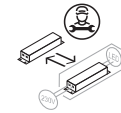
Insulation class	I
Frequency (Hz)	50-60
Main voltage (Vac)	220-240
Driver	Integrated
Dimmable	No
Dimming type	Non Dimmable
Emergency type	No

## Ecodesign and Energy Labelling

This product contains a light source of energy efficiency class E



Replaceable (LED only) light source by a professional



Replaceable control gear by a professional

## Accessories & Power Supply




OPTIONAL  
Accessory

Mounting

F015Z000000

Base plate with bolt



OPTIONAL  
Accessory

F990E00A000

S.P.D. (SURGE PROTECTION  
DEVICE)