

MILES

24-Sep.-2019

2.0 CARRÉ

LED | 8W | 220-240VAC | 50-60Hz | AC PCBA 3-Step low flicker | incl. PS | phase-cut dim

CE IP20 0.3m

3000K | >90CRI | 430lm | aluminium

White texture	317474W5
Gold	317474G5
Bronze	317474Q5
Copper	317474P5
Black texture	317474B5

3000K | >90CRI | 430lm | marble | wood

Walnut wood	317474WN5
Marble-white	317474MW5
Marble-black	317474MB5

2.0 ROUND

LED | 8W | 220-240VAC | 50-60Hz | AC PCBA 3-Step low flicker | incl. PS | phase-cut dim

CE IP20 0.3m

3000K | >90CRI | 430lm | aluminium

White texture	317574W5
Gold	317574G5
Bronze	317574Q5
Copper	317574P5
Black texture	317574B5

3000K | >90CRI | 430lm | marble | wood

Walnut wood	317574WN5
Marble-white	317574MW5
Marble-black	317574MB5

3.0 CARRÉ

LED | 8W | 220-240VAC | 50-60Hz | AC PCBA 3-Step low flicker | incl. PS | phase-cut dim

CE IP20 0.3m

3000K | >90CRI | 430lm | aluminium

White texture	317674W5
Gold	317674G5
Bronze	317674Q5
Copper	317674P5
Black texture	317674B5

3000K | >90CRI | 430lm | marble | wood

Walnut wood	317674WN5
Marble-white	317674MW5
Marble-black	317674MB5

3.0 ROUND

LED | 8W | 220-240VAC | 50-60Hz | AC PCBA 3-Step low flicker | incl. PS | phase-cut dim

CE IP20 0.3m

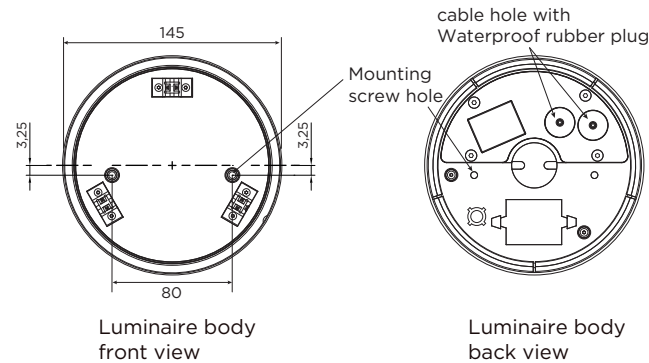
3000K | >90CRI | 430lm | aluminium

White texture	317774W5
Gold	317774G5
Bronze	317774Q5
Copper	317774P5
Black texture	317774B5

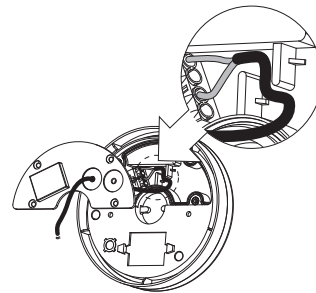
3000K | >90CRI | 430lm | marble | wood

Walnut wood	317774WN5
Marble-white	317774MW5
Marble-black	317774MB5

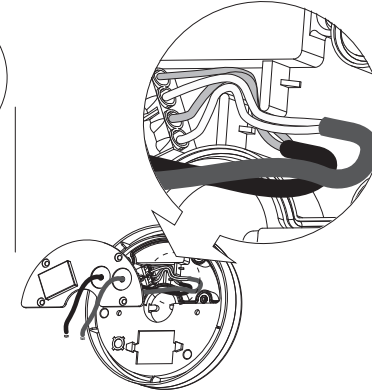
Covers can be replaced and are available as separate items.



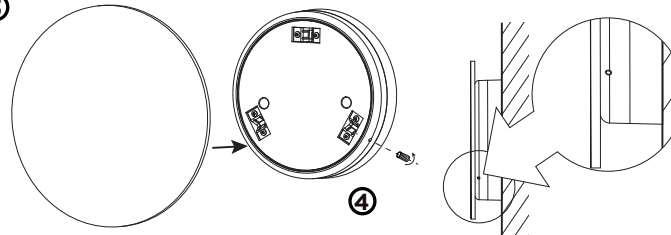
① For single luminaire



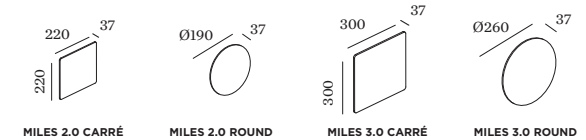
For series two luminaires



②
③



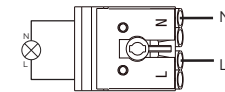
DIMENSIONS



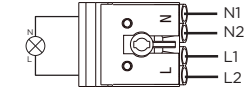
MOUNTING INSTRUCTION

① POWER CONNECTION

For single luminaire



For series two luminaires



② Fix the Luminaire body on the wall with screws.

③ Mount the Light cover on the Luminaire body by pressing. Lock the cover with the hex-socket screw on the side.

The shape and size of cover is selectable.

④ Lock the cover with the allen screw with the included allen screw key (see installaton manual envelope).

** Due to the wooden covers being made from natural material, the shape might show irregularities that will be straightened out when correctly mounting it to the luminaire*